



GCE A level

1004/01-1064/01



W16-1004-01

ART & DESIGN – ART4 Controlled Assignment

Externally set, assessed by the centre and externally moderated

This paper and the film clip on the DVD provided should be given to the teacher for confidential reference as soon as it is received in the centre

This paper must not be released to candidates until 1 February 2016

PREPARATORY PERIOD

Start and finish dates to be determined by the Centre

SUSTAINED FOCUS WORK

12 hours under examination conditions

Sessions must be recorded internally by the Centre

Must be clearly identified in the submission

1004
010001

ADDITIONAL MATERIALS

- Appropriate art, craft and design materials.
- For assignment 1, you should refer to the film clip on the DVD.
- Compulsory 'Stretch and Challenge' document.

INSTRUCTIONS TO CANDIDATES

- This paper contains **14** possible assignments. **Choose ONE assignment only.**
- There are **7** visual stimuli and **7** written stimuli which cover the following options:
Art, Craft & Design (*unendorsed*);
Fine Art (*endorsed*);
Critical & Contextual Studies (*endorsed*);
Textile Design (*endorsed*);
Graphic Communication (*endorsed*);
Three Dimensional Design (*endorsed*);
Photography, Light and Lens-Based Media (*endorsed*).
- If your option is unendorsed you may work in any discipline. However, if your option is endorsed, you must work in the discipline related to your option. For example, if you are entered for Textile Design, make sure you predominantly work through the medium/discipline of Textiles.
- If your work is to be mainly computer based, for example in graphic design or digital photography, you **must** provide clear evidence of your creative thinking through every significant stage of the developmental process.

- If you are entered for Critical & Contextual Studies **you must** give due regard to the way in which you develop and present your work so that your *Creative Making* can be fully rewarded.
- If you are entered for Three Dimensional Design **you must** take account of utilitarian and functional considerations. Outcomes may take the form of finished pieces, prototypes and full-size or scale models. They could be one-off pieces or capable of small batch or mass production.
- The 'preparatory period' and 'sustained focus work' will be monitored by the centre to ensure that all your work is entirely your own. You **must** take all preparatory material, which you are considering submitting, to the place where you will be working when you begin the 12 hour focus period.
- There is a **compulsory** '*Stretch and Challenge*' document, with which you are required to briefly explain how you have dealt with the assignment across the four assessment objectives. This **must** be submitted with your work and will be referred to when it is assessed. Remember to **sign and date** the form to verify that you are submitting entirely your own work.
- Once you have started your focus periods, your work, including all the preparatory material, will be retained by the centre and you will **not** be able to retrieve it. At the conclusion of the preparatory and focused periods of work you should select, present and evaluate your material and submit it for marking by the Centre.
- Each piece of work **must** be clearly identified with Centre and Candidate names and numbers. Sustained Focus work **must** be clearly identified in the submission.

INFORMATION FOR CANDIDATES

- The Controlled Assignment is worth 40% of the total marks for A2.
- The outcome does not have to be a finished piece of work but should be complete enough to demonstrate your ability to take the assignment through to a resolved conclusion. If you are entered for more than one option you **must** undertake a **different** assignment for each one.
- All second-hand source material **must** be properly acknowledged. Do not plagiarise and remember to use support material inventively and resourcefully. If you are including work which is **not** entirely your own, such as quotes and images produced by others, it is **essential** that each of these is specifically identified and acknowledged. Failure to do so can have serious consequences.
- Ensure that written work is legible and grammar, spelling and punctuation are accurate so that the meaning is clear. You should use a form and style of writing which is suitable for purpose and organise your information clearly and coherently, using specialist vocabulary when appropriate.


GUIDANCE FOR CANDIDATES

- Your work will be marked against the four assessment objectives (see below and the checklist on page 2 of your '*Stretch and Challenge*' document). These are the same as those used for the ART3: Personal Investigation. You should refer to these at the start and during the progress of your work, to check that they are clearly demonstrated and presented in this assignment.

AO1 Contextual Understanding	Develop ideas through sustained and focused investigations informed by contextual and other sources, demonstrating analytical and critical understanding.
AO2 Creative Making	Experiment with and select appropriate resources, media, materials, techniques and processes, reviewing and refining ideas as work develops.
AO3 Reflective Recording	Record in visual and/or other forms ideas, observations and insights relevant to intentions, demonstrating an ability to reflect on work and progress.
AO4 Personal Presentation	Present a personal, informed and meaningful response demonstrating critical understanding, realising intentions and where appropriate, making connections between visual, written, oral or other elements.


VISUAL STIMULI ASSIGNMENTS

The following are offered as visual stimuli which should be developed as issues, design briefs, problems or expressive responses. They provide the basis from which you should originate personal intentions which you are to structure in your own way. Explain concisely what you set out to do in your 'Stretch and Challenge' document.



1. Going Home

Moving image frame grabs: please refer to the DVD film clip for this assignment



2. It's in the Details




3. Apparatus



4. Altered States



5. Encased



6. Marker



7. Dusk Till Dawn

WRITTEN STIMULI ASSIGNMENTS

The following are written stimuli which should be developed as issues, design briefs, problems or expressive responses. They provide the basis from which you should originate personal intentions which you are to structure in your own way. Explain briefly what you set out to do in your 'Stretch and Challenge' document.

8. Deconstruct, rearrange and then reassemble.
9. Create a conversation piece.
10. Communicate an alter ego.
11. Produce a tribute to light.
12. Explore debris.
13. Formulate a conclusion.
14. Investigate components.

END OF PAPER



GCE A level

1004/01A-1064/01A



W16-1004-01A

ART & DESIGN – ART4
Controlled Assignment

STRETCH and CHALLENGE

COMPLETION OF THIS DOCUMENT IS COMPULSORY

I have provided evidence that shows I am able to:

Checklist (✓)

AO1	• use my chosen contextual and other sources to develop new thoughts and fresh ideas;	<input type="checkbox"/>
	• carry out investigations which are sustained (not in bits & pieces) and focused (concentrated only on information relevant to my study);	<input type="checkbox"/>
	• evaluate the methods, approaches, purposes and intentions of artists/craftworkers/designers and understand how the different contexts in which their work has been produced influence interpretation and meaning;	<input type="checkbox"/>
	• apply contextual understanding in ways which inform my own approach;	<input type="checkbox"/>
	• analyse my sources by finding relationships between different aspects and comparing and contrasting these;	<input type="checkbox"/>
	• ask the right sorts of questions and search for relevant answers, distinguish between different kinds of information and present considered points of view;	<input type="checkbox"/>
AO2	• experiment with resources, processes and the formal elements, conveying a sense of purpose;	<input type="checkbox"/>
	• select materials and suitable ways of using them so that they match my intentions;	<input type="checkbox"/>
	• explore stimulating sources for innovative possibilities and draft my initial ideas;	<input type="checkbox"/>
	• generate coherent evidence of each stage of the creative process;	<input type="checkbox"/>
	• review my work regularly to improve and refine it where necessary;	<input type="checkbox"/>
	• skilfully handle materials, techniques and processes to produce outcomes of quality;	<input type="checkbox"/>
AO3	• apply myself thoroughly to suitable methods of research and enquiry;	<input type="checkbox"/>
	• thoughtfully gather, select, organise and convey the findings of my research;	<input type="checkbox"/>
	• effectively record ideas, observations and insights in line with my intentions;	<input type="checkbox"/>
	• use a suitable range of recording methods and good recording skills;	<input type="checkbox"/>
	• reflect on my work and progress to deepen my understanding;	<input type="checkbox"/>
	• transfer ideas and skills to new situations and look for meaning and purpose in my studies;	<input type="checkbox"/>
AO4	• present ideas and outcomes which are truly my own;	<input type="checkbox"/>
	• generate responses that are well informed and have meaning for myself and others;	<input type="checkbox"/>
	• clearly communicate and successfully realise my intentions;	<input type="checkbox"/>
	• integrate sound contextual understanding in the outcomes of my work;	<input type="checkbox"/>
	• present my work in logical order, making clear connections between the various parts;	<input type="checkbox"/>
	• select a particularly interesting and appropriate form of presentation.	<input type="checkbox"/>

STRETCH and CHALLENGE

Centre Name		Centre Number					
Candidate Name		Candidate Number	2				

I have chosen Controlled Assignment Number

Entered Option

TO BE COMPLETED BY THE CANDIDATE

Briefly explain what you set out to do, so whoever marks your work will understand your intentions (these may change as your work progresses):

AO1 Contextual Understanding

AO2 Creative Making

AO3 Reflective Recording

AO4 Personal Presentation

To stretch my abilities further I have increased the challenge of the Controlled Assignment by dealing with it as follows:

I declare that this is all my own work and I have acknowledged all my secondary sources:

Signed Date

TO BE COMPLETED BY THE TEACHER

Authentication exceptions: clarify any circumstances that should be considered regarding this work having been selected and presented as the candidate's own:

Signed Date